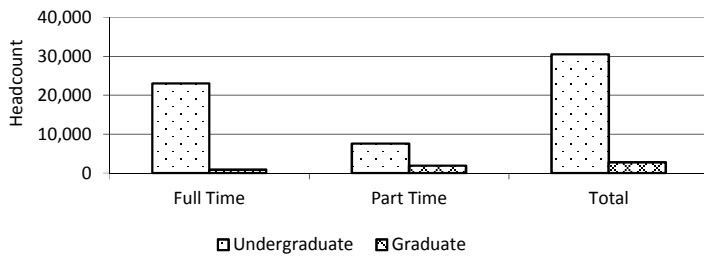


# KENNESAW STATE UNIVERSITY FALL 2015 FACT SHEET

## Enrollment Characteristics

**Fall 2015 Enrollment**



	Full Time	Part Time	Total
<b>Undergraduate</b>	22,974	7,506	30,480
<b>Graduate</b>	929	1,843	2,772
<b>Total</b>	<b>23,903</b>	<b>9,349</b>	<b>33,252</b>

	Graduate	Undergraduate	Total
<b>Lower Level</b>		14,652	14,652
<b>Upper Level</b>		15,629	15,629
<b>Transients and Other</b>		199	199
<b>Non- Degree Seeking</b>	74		74
<b>Masters</b>	2,112		2,112
<b>Educ. Spec.</b>	354		354
<b>Doctorate</b>	232		232
<b>Total</b>	<b>2,772</b>	<b>30,480</b>	<b>33,252</b>

## Student Characteristics

Gender	Graduate	Undergraduate
Male	1,142	15,566
%	41%	51%
Female	1,630	14,914
%	59%	49%
Total	2,772	30,480
%	100%	100%

Race/Ethnic Background	Graduate	Undergraduate
Unknown	177	699
%	6.4%	2.3%
African American	648	6,124
%	23.4%	20.1%
Amer Ind	6	66
%	0.2%	0.2%
Asian	115	1,310
%	4.1%	4.3%
Hispanic	138	2,586
%	5.0%	8.5%
International	177	561
%	6.4%	1.8%
White	1,471	17,774
%	53.1%	58.3%
Native Hawaiian or Other Pac Islander	1	40
%	0.0%	0.1%
Two or More	39	1,320
%	1.4%	4.3%
Total	2,772	30,480
%	100%	100%

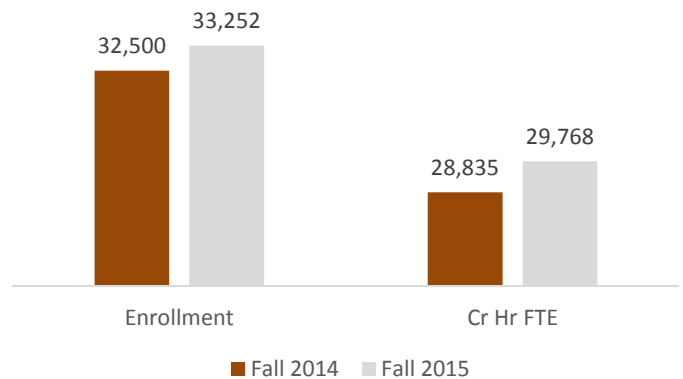
## Student Characteristics Continued

Student Class Level	Graduate	Undergraduate
Dual Enrollment		439
Freshman	.	7,365
Sophomore	.	6,848
Junior	.	6,838
Senior	.	8,791
Graduate	2,772	
Transient		89
Other		110
<b>Total</b>	<b>2,772</b>	<b>30,480</b>

### Undergraduate Cohorts

First-Time Full-Time Students	
Fall 2015	4,887
SATC 25th and 75%	1010 - 1180
SATC Mean	1100
Admit GPA	3.25
Retention Rate	
Fall 2014	78%
Six Year Graduation Rate	
Fall 2009	41%

**Enrollment and Student Credit Hour FTE Growth**



## Comparisons

	Fall 2014	Fall 2015	% Change
<b>Enrollment</b>	32,500	33,252	2.3%
<b>Cr Hr FTE</b>	28,835	29,768	3.2%

Note: University System of Georgia Student Credit Hour Full-time Student Equivalent: Undergraduate = Semester CrHr / 12 + Graduate = Semester CrHr / 9

# KENNESAW STATE UNIVERSITY FALL 2015 FACT SHEET

Student Program of Study and Interests	Graduate <sup>1</sup>	Undergraduate <sup>1</sup>	Student Program of Study and Interests	Graduate <sup>1</sup>	Undergraduate <sup>1</sup>
Accounting	6	601	Culinary Sustainability and	.	7
Accounting (Interest)	.	478	Curriculum and Instruction	54	.
Advanced Care Management	11	.	Dance	.	79
African and African Diaspora	.	11	Dance (Interest)	.	9
American Studies	26	.	Digital and Social Media	8	.
Anthropology	.	138	Doctorate of Business	43	.
Apparel and Textiles	.	50	Dual Enrollment Honors	.	443
Applied Computer Science	.	147	Early Childhood Education	5	.
Applied Computer Science	.	1	Early Childhood Education (Birth	.	23
Applied Engineering	15	.	Early Childhood Education (Birth	.	31
Applied Statistics	72	.	Early Childhood Education	73	.
Architecture	5	316	Early Childhood Education (P-5)	.	301
Art	.	243	Early Childhood Education (P-5)	.	641
Art (Interest)	.	201	Economics	1	77
Art Education (P-12)	.	6	Economics (Interest)	.	111
Art Education (P-12) (Interest)	.	50	Educational Leadership	50	.
Art History	.	31	Educational Leadership for	121	.
Auditor	.	49	Electrical Engineering	.	492
BS in Physics	.	3	Electrical Engineering	.	31
Bagwell College of Education	.	16	English	.	359
Biochemistry	.	241	English Education	.	37
Biology	.	1,686	English Education (Secondary)	.	99
Biology (Interest)	.	11	Environmental Engineering	.	20
Biology Education	.	3	Environmental Sciences	.	30
Biology Education (Secondary)	.	22	Exercise Science	.	785
Biology Education (Secondary)	.	6	Exercise Science (Interest)	.	314
Biotechnology	.	40	Exercise and Health Science	.	9
Biotechnology (Interest)	.	1	Finance	.	374
Business Administration	1	71	Finance (Interest)	.	367
CIT in Information Technology	7	.	General Studies	2	21
Cert-Non-Degree-Grad-Fin-Aid	26	2	Geographic Information Science	.	62
Certificate (Graduate)	8	.	Geographic Information Science	.	1
Chemical Science	14	.	Geography	.	42
Chemistry	1	367	Grad Cert in Info Tech	1	.
Chemistry (Interest)	.	3	Grad Trans Cert in Info Tech	4	.
Chemistry/Biochemistry	.	1	Graduate Certificate in Software	12	.
Civil Engineering	14	401	Health Information Technology	1	.
Civil Engineering Technology	.	12	Health and Physical Education	.	87
Civil Engineering Technoloy	1	24	Health and Physical Education-	.	23
Coles College of Business	.	233	History	.	218
College of Science and	.	1	History (Interest)	.	1
Communication	.	788	History Education (Secondary)	.	40
Communication (Interest)	.	519	History Education (Secondary)	.	134
Computational Applied Math	.	24	Human Services	.	223
Computer Engineering	3	241	Human Services (Interest)	.	119
Computer Game Design and	.	312	Industrial Engineering Tech	1	158
Computer Science	84	1,204	Industrial Engineering	.	66
Computer Science-Interest	.	80	Info Tech Foundations	1	.
Conflict Management	39	.	Information Design and Com	10	.
Construction Engineering	.	28	Information Sec Tech	1	.
Construction Management	12	221	Information Security and	.	167
Creative Writing Graduate	2	.	Information Security and	.	94
Criminal Justice	21	699	Information Systems	.	228
Criminal Justice (Interest)	.	4	Information Systems (Interest)	.	153
Cross Registration	.	4	Information Technology	263	431
Culinary Sustainability and	1	229	Information and Instructional	7	.

# KENNESAW STATE UNIVERSITY FALL 2015 FACT SHEET

Student Program of Study and Interests	Graduate <sup>1</sup>	Undergraduate <sup>1</sup>
Instructional Design	2	.
Instructional Technology	346	.
Integrated Global	17	.
Integrative Biology	20	.
Integrative Studies	.	216
Interdisciplinary Studies	.	3
International Affairs	.	243
International Business	.	160
International Business (Interest)	.	239
International Conflict	38	.
International Policy	24	.
International Studies	.	11
Land Surveying (Certificate)	.	1
Leadership and Ethics	8	.
MBA-General	33	.
MS Master of Science in First-	13	.
MS-Applied Exercise and Health	24	.
MS-Computer Science	16	.
MS-Information Systems	46	.
Managememnt	.	1
Management	.	568
Management (Interest)	1	723
Management and	.	3
Manufacturing Operations	.	17
Marketing	1	461
Marketing (Interest)	.	627
Master of Accounting	52	.
Master of Arts in Teaching	80	.
Master of Business	321	.
Master of Public Administration	65	.
Mathematics	3	199
Mathematics (Interest)	.	5
Mathematics Education	.	3
Mathematics Education	.	27
Mathematics Education	.	74
Mechanical Engineering	.	1,020
Mechanical Engineering Tech	2	245
Mechanical Engineering	.	89
Mechatronics Engineering	.	329
Middle Grades Education	17	.
Middle Grades Education (4-8)	.	103
Middle Grades Education (4-8)	.	108
Modern Language and Culture	.	176
Modern Language and Culture	.	2
Music	.	22
Music Education (P-12)	.	29
Music Education (P-12)	.	78
Music Performance	.	87
Music Performance (Interest)	.	16
New Media Arts	.	125
Non-Degree Seeking (Graduate)	1	.
Non-Degree Seeking	1	62
Nursing (Accelerated)	.	108
Nursing (D.S.N.)	17	.
Nursing (Interest)	.	1,506
Nursing (RN-B.S.N.)	.	9

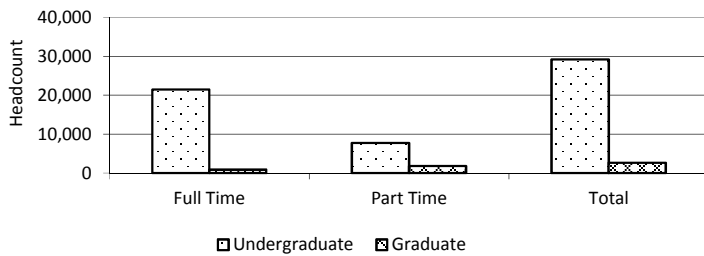
Student Program of Study	Graduate <sup>1</sup>	Undergraduate <sup>1</sup>
Nursing (Traditional)	.	251
Ph.D. in Analytics and Data	7	.
Philosophy	.	44
Philosophy (Interest)	.	1
Physics	.	33
Physics BS	.	31
Political Science	.	316
Pre-Design Arch	.	8
Professional Sales	.	62
Professional Sales (Interest)	.	57
Professional Writing	44	.
Psychology	.	1,488
Psychology (Interest)	.	11
Public Relations	.	22
Public Relations-Interest	.	42
Quality Assurance	75	.
Reading	4	.
Secondary Education	77	.
Social Work	74	.
Sociology	.	400
Sociology (Interest)	.	2
Software Engineering	54	220
Software Engineering Cert	4	.
Software Engineering Fund	1	.
Special Education	36	.
Sport Management	.	436
Sport Management-Interest	.	1
Supply Chain Logistics	.	24
Surveying and Mapping	.	17
Systems Engineering	37	44
Teacher Leadership	72	.
Teacher Leadership for Learning	16	.
Teaching English to Speakers of	18	.
Tech and Prof Communication	2	28
Telecommunications Engineering	.	5
Telecommunications Eng Tech	3	126
Theatre and Performance	.	180
Theatre and Performance	.	16
Transient (Graduate)	8	.
Transient (Undergraduate)	.	86
University Undeclared	.	2,086
Visual Communication and	1	.
WellStar Primary Care Nurse	63	.
WellStar Primary Care Nurse	1	.
Writing and New Media	.	22
<b>ALL</b>	<b>2,772</b>	<b>30,480</b>

Prepared by The Office Enterprise Information  
 Management and Institutional Research  
 Kennesaw State University  
 3391 Town Point Drive  
 Kennesaw Georgia 30101  
<http://www.kennesaw.edu/>

# KENNESAW STATE UNIVERSITY SPRING 2016 FACT SHEET

## Enrollment Characteristics

**Spring 2016 Enrollment**



	Full Time	Part Time	Total
<b>Undergraduate</b>	21,395	7,713	29,108
<b>Graduate</b>	865	1,759	2,624
<b>Total</b>	<b>22,260</b>	<b>9,472</b>	<b>31,732</b>

	Graduate	Undergraduate	Total
<b>Lower Level</b>		12,568	12,568
<b>Upper Level</b>		16,353	16,353
<b>Transients and Other</b>		187	187
<b>Non- Degree Seeking</b>	60		60
<b>Masters</b>	1,983		1,983
<b>Educ. Spec.</b>	350		350
<b>Doctorate</b>	231		231
<b>Total</b>	<b>2,624</b>	<b>29,108</b>	<b>31,732</b>

## Student Characteristics

Gender	Graduate	Undergraduate
Male	1,094	14,947
%	42%	51%
Female	1,530	14,161
%	58%	49%
Total	2,624	29,108
%	100%	100%

Race/Ethnic Background	Graduate	Undergraduate
Unknown	163	662
%	6.2%	2.3%
African American	610	6,052
%	23.2%	20.8%
Amer Ind	6	64
%	0.2%	0.2%
Asian	109	1,263
%	4.2%	4.3%
Hispanic	118	2,516
%	4.5%	8.6%
International	159	536
%	6.1%	1.8%
White	1,419	16,734
%	54.1%	57.5%
Native Hawaiian or Other Pac Islander	1	40
%	0.0%	0.1%
Two or More	39	1,241
%	1.5%	4.3%
Total	2,624	29,108
%	100%	100%

## Student Characteristics Continued

Student Class Level	Graduate	Undergraduate
Dual Enrollment		420
Freshman	.	5,487
Sophomore	.	6,661
Junior	.	7,141
Senior	.	9,212
Graduate	2,624	
Transient		70
Other		117
<b>Total</b>	<b>2,624</b>	<b>29,108</b>

## Undergraduate Cohort

First-Time Full-Time Students	
Fall 2015	4,887
Retained	
Spring 2016	4,617
%	94.5%

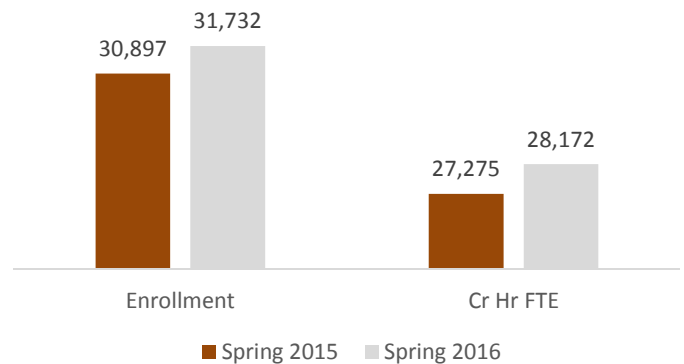
## Retention Rate (to Fall 2015)

Fall 2014	78%
-----------	-----

## Six Year Graduation Rate

Fall 2009	41%
-----------	-----

**Enrollment and Student Credit Hour FTE Growth**



## Comparisons

	Spring 2015	Spring 2016	% Change
<b>Enrollment</b>	30,897	31,732	2.7%
<b>Cr Hr FTE</b>	27,275	28,172	3.3%

Note: University System of Georgia Student Credit Hour Full-time Student Equivalent: Undergraduate = Semester CrHr / 12 + Graduate = Semester CrHr / 9

# KENNESAW STATE UNIVERSITY SPRING 2016 FACT SHEET

Student Program of Study and Interests	Graduate <sup>1</sup>	Undergraduate <sup>1</sup>	Student Program of Study and Interests	Graduate <sup>1</sup>	Undergraduate <sup>1</sup>
AS General Studies	2	13	Creative Writing Graduate	3	.
Accounting	4	512	Criminal Justice	15	664
Accounting (Interest)	.	531	Criminal Justice (Interest)	.	2
Advanced Care Management	11	.	Cross Registration	.	4
African and African Diaspora	.	15	Culinary Sustainability and	1	231
American Studies	26	.	Culinary Sustainability and	.	4
Anthropology	.	138	Curriculum and Instruction	41	.
Anthropology (Interest)	.	1	Dance	.	64
Apparel and Textiles	.	59	Dance (Interest)	.	7
Applied Computer Science	.	121	Digital and Social Media	8	.
Applied Computer Science	.	1	Doctorate of Business	41	.
Applied Engineering	14	.	Dual Enrollment Honors	.	419
Applied Exercise & Health	28	.	Early Childhood Education	5	.
Applied Statistics	61	.	Early Childhood Education (Birth	.	24
Architecture	5	332	Early Childhood Education (Birth	.	24
Art	.	239	Early Childhood Education	71	.
Art (Interest)	.	165	Early Childhood Education (P-5)	.	374
Art Education (P-12)	.	8	Early Childhood Education (P-5)	.	556
Art Education (P-12) (Interest)	.	48	Economics	1	67
Art History	.	32	Economics (Interest)	.	115
Art History (Interest)	.	3	Educational Leadership	44	.
Auditor	.	46	Educational Leadership for	113	.
BS in Physics	.	4	Electrical Engineering	.	531
Bagwell College of Education	.	12	Electrical Engineering	.	43
Biochemistry	.	229	English	1	345
Biology	.	1,580	English (Interest)	.	1
Biology (Interest)	.	6	English Education (Secondary)	.	54
Biology Education	.	2	English Education (Secondary)	.	69
Biology Education (Secondary)	.	15	Environmental Engineering	.	12
Biology Education (Secondary)	.	7	Environmental Engineering	.	13
Biotechnology	.	29	Environmental Sciences	.	52
Biotechnology (Interest)	.	1	Exercise & Health Science	.	3
Business Administration	1	19	Exercise & Health Science	.	4
CIT in Information Technology	5	.	Exercise Science	.	794
Cert-Non-Degree-Grad-Fin-Aid	23	1	Exercise Science (Interest)	.	209
Certificate (Graduate)	9	.	Finance	.	316
Chemical Science	15	.	Finance (Interest)	.	448
Chemistry	.	330	Geographic Information Science	.	51
Chemistry (Interest)	1	1	Geographic Information Science	.	1
Chemistry/Biochemistry	.	1	Geography	.	54
Civil Engineering	11	405	Grad Cert in Info Tech	1	.
Civil Engineering Technology	.	8	Grad Trans Cert in Info Tech	2	.
Civil Engineering Technology	1	13	Graduate Certificate in Software	8	.
Coles College of Business	.	222	Health & Physical Education (P-	.	77
College of Science and	.	1	Health & Physical Education (P-	.	51
Communication	.	685	Health Information Technology	1	.
Communication (Interest)	.	565	History	.	206
Computational Applied	.	37	History (Interest)	.	1
Computer Engineering	2	206	History Education (Secondary)	.	51
Computer Game Design and	.	297	History Education (Secondary)	.	124
Computer Science	61	1,169	Human Services	.	191
Computer Science (Interest)	.	57	Human Services (Interest)	.	175
Computer Science Foundations	3	.	Industrial Engineering Tech	.	143
Conflict Management	18	.	Industrial Engineering	.	107
Construction Engineering	.	30	Info Tech Foundations	14	.
Construction Management	10	242	Information Design and Com	9	.

# KENNESAW STATE UNIVERSITY SPRING 2016 FACT SHEET

## Student Program of Study and Interests

	Graduate <sup>1</sup>	Undergraduate <sup>1</sup>
Information Sec Tech	1	.
Information Security and	.	149
Information Security and	.	111
Information Systems	56	178
Information Systems (Interest)	.	180
Information Technology	243	528
Information and Instructional	5	.
Instructional Design	2	.
Instructional Technology	337	.
Integrated Global	9	.
Integrative Biology	20	.
Integrative Studies	.	260
Interdisciplinary Studies	.	5
International Affairs	.	233
International Affairs (Interest)	.	1
International Business	.	124
International Business (Interest)	.	211
International Conflict	46	.
International Policy	22	.
International Studies	.	4
Land Surveying (Certificate)	.	1
Leadership and Ethics	6	.
MBA-General	14	.
MS Master of Science in First-	10	.
MS-Computer Science	25	.
Managememnt	.	1
Management	.	494
Management (Interest)	2	817
Management and	.	1
Manufacturing Operations	.	17
Marketing	2	379
Marketing (Interest)	.	692
Master of Accounting	56	.
Master of Arts in Teaching	79	.
Master of Business	340	.
Master of Public Administration	69	.
Mathematics	3	162
Mathematics Education	.	2
Mathematics Education	.	31
Mathematics Education	.	64
Mechanical Engineering	.	1,067
Mechanical Engineering Tech	3	198
Mechanical Engineering	.	123
Mechatronics Engineering	.	333
Middle Grades Education	16	.
Middle Grades Education (4-8)	.	106
Middle Grades Education (4-8)	.	94
Modern Language and Culture	.	169
Modern Language and Culture	.	1
Music	.	20
Music (Interest)	.	5
Music Education (P-12)	.	31
Music Education (P-12)	.	73
Music Performance	.	75
Music Performance (Interest)	.	9
New Media Arts	.	103

## Student Program of Study

	Graduate <sup>1</sup>	Undergraduate <sup>1</sup>
Non-Degree Seeking (Graduate)	1	.
Non-Degree Seeking	1	72
Nursing (Accelerated)	.	102
Nursing (D.S.N.)	14	.
Nursing (Interest)	.	1,314
Nursing (RN-B.S.N.)	.	2
Nursing (Traditional)	1	260
Ph.D. in Analytics and Data	6	.
Philosophy	.	42
Philosophy (Interest)	.	2
Physics	.	26
Physics BS	.	38
Political Science	1	318
Pre-Design Arch	.	10
Professional Sales	.	52
Professional Sales (Interest)	.	81
Professional Writing	48	.
Psychology	.	1,459
Psychology (Interest)	.	7
Public Relations	.	57
Public Relations-Interest	.	106
Quality Assurance	68	.
Reading	4	.
Secondary Education	73	.
Social Work	69	.
Sociology	.	414
Sociology (Interest)	.	1
Software Engineering	55	218
Software Engineering Cert	2	.
Software Engineering Fund	11	.
Special Education	36	.
Sport Management	.	445
Sport Management (Interest)	.	4
Supply Chain Logistics	.	22
Surveying and Mapping	.	22
Systems Engineering	38	56
Teacher Leadership	73	.
Teacher Leadership for Learning	16	.
Teaching English to Speakers of	18	.
Tech and Prof Communication	.	24
Telecommuncations Engineering	.	3
Telecommunications Eng Tech	3	112
Theatre and Performance	.	156
Theatre and Performance	.	13
Transient (Graduate)	1	.
Transient (Undergraduate)	.	69
University Undeclared	.	1,412
WellStar Primary Care Nurse	29	.
Writing and New Media	.	18
<b>ALL</b>	<b>2,624</b>	<b>29,108</b>

Prepared by The Office Enterprise Information Mgt and Instit Research  
 Kennesaw State University  
 3391 Town Point Drive  
 Kennesaw Georgia 30101  
<http://www.kennesaw.edu/>